

1.25G PIN-TIA Receiver with Pigtail Modules

OSMPTP-71XXXX

Features:

- ◆ High sensitivity
- ◆ Differential ended output
- ◆ Single +3.3V operation
- ◆ Trans-impedance amplifier with AGC
- ◆ RoHS Compliant products available



Applications:

- ◆ 1.25G application
- ◆ SDH/SONET application

General:

OSMPTP-71XXXX Series is a 4 pin or 5 pin PIN-TIA with pigtail operating on 1.25G. It provides high sensitivity with AGC and 100ohm differential outputs. A photodiode is mounted into a low capacitance coaxial package integrated with a pigtail.

Ordering Information: (Standard version ^{*Note1})

Part No.	Wavelength (nm)	Voltage (V)	Package	Pin Type
OSMPTP-7130AX	1270~1620	3.3	A	A
OSMPTP-710DBX	1270~1620	3.3	B	D
OSMPTP-7130CX	1270~1620	3.3	C	A
OSMPTR-713DDX	1270~1620	3.3	D	D
OSMPTR-7100EX	1270~1620	3.3	E	A

*Note1: For more ordering information, please refer the nomenclature and contact OSM sales.

Absolute Maximum Ratings: *Note2

Parameter	Min.	Typ.	Max.	Unit
Storage Temperature	-40	25	85	°C
Operating Temperature	-40	25	85	°C
TIA Supply Voltage	3.1	3.3	3.5	V
Operation Relative Humidity	-		85	%
Soldering Temperature / Time	-		260/10	°C/S

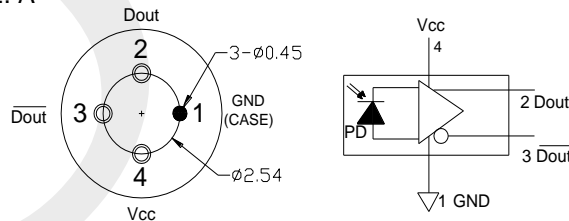
*Note2: Exceeding any one of these values may destroy the device permanently.

Electrical and Optical Characteristics:

Parameter	Symbol	Min.	Typ.	Max.	Unit	Test Condition
Operating Wavelength	λ	1270		1620	nm	
Supply Current	Icc		40	60	mA	No Loads
Saturation Power	Psat	-3	0	-	dBm	@ 1310nm
Small-Signal Bandwidth	BW	700			MHz	
Low-Frequency Cut off	LF			5	kHz	
Sensitivity			-28	-25	dBm	1310nm, 1.25G, ER=10@ PRBS= 2 ²³ -1, BER=1E-10
Single Ended Output Impedance	R	40	50	60	Ω	
Rise /Fall Time	T		0.15	0.2	ns	20~80%

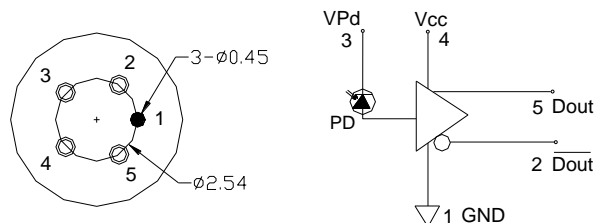
Pin
Assignment: *Note3

TYPE: A



PIN-TIA-pin-A

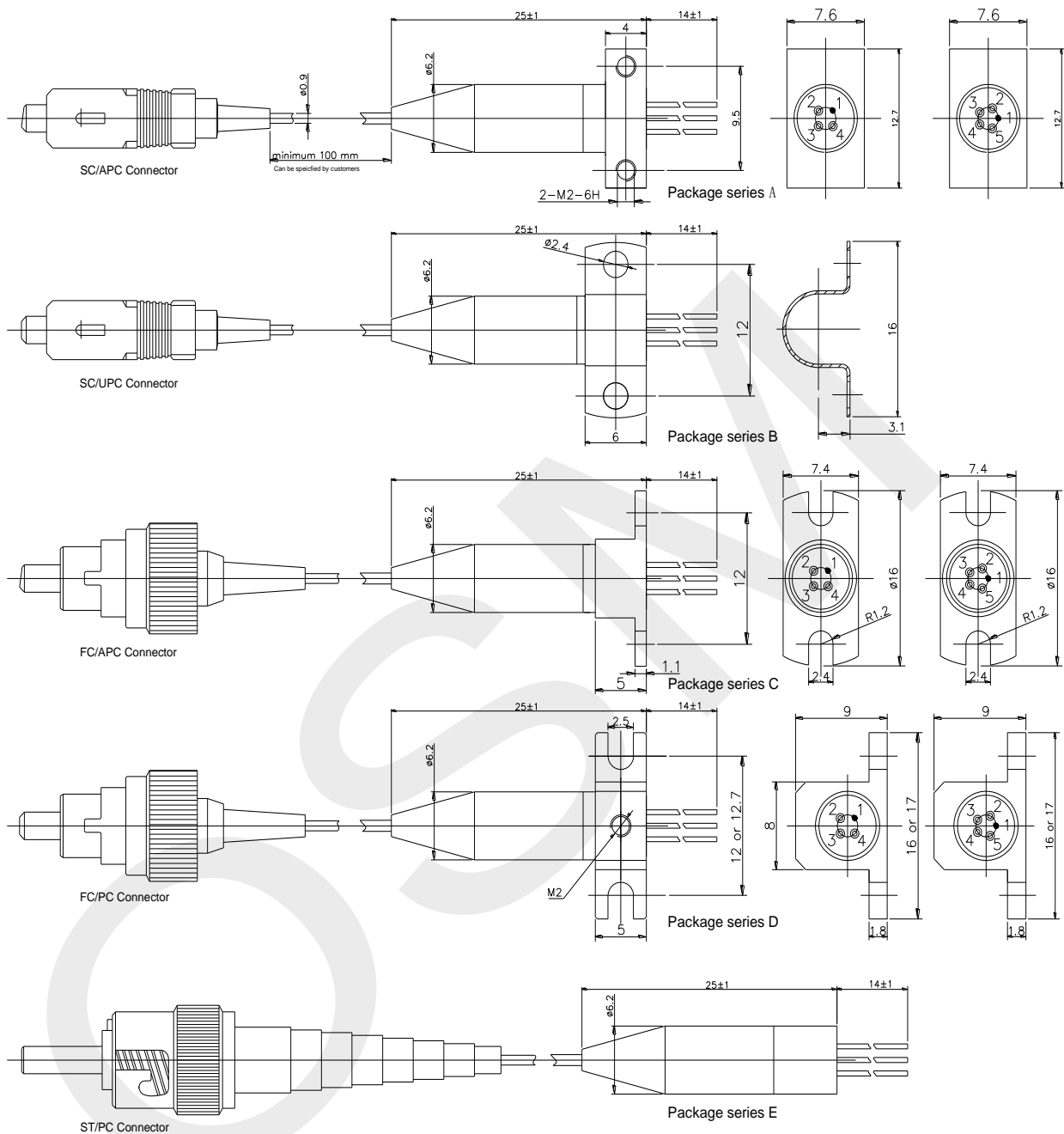
TYPE: D



PIN-TIA-pin-D

*Note3: Other Pin type can be customized.

Pigtail Package Dimension: *Note4、 5、 6



*Note4: PIN direction and laser mark can be customized. Pigtail is standard SM fiber; the length also can be customized.

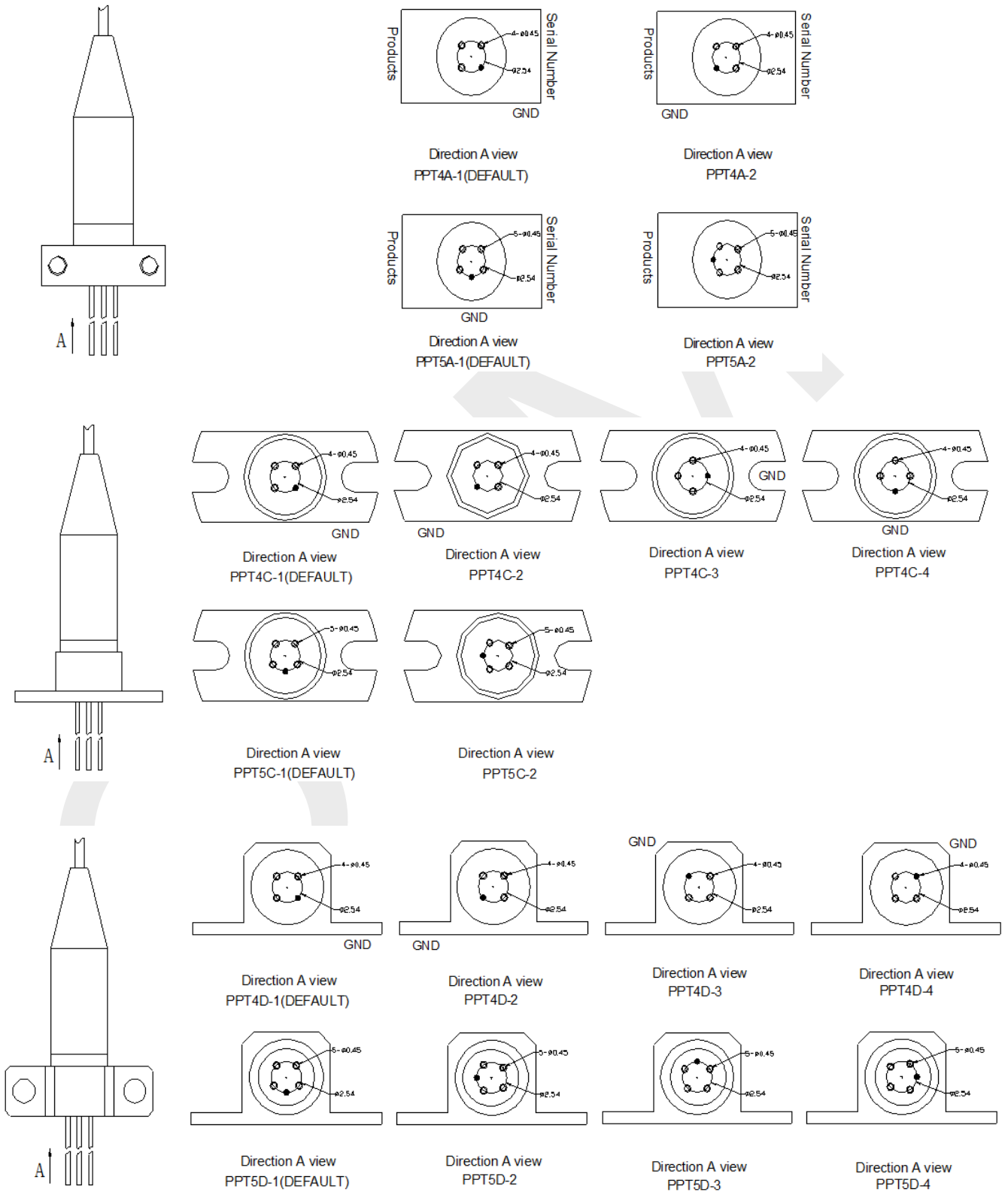
*Note5: For the package series D, the clamping rings dimensions (A) and drill size (B) are can be selected. The following types can be available. Please designate the detailed type while ordering the package series D.

Fixed card type	A(mm)	B(mm)
D	16	12
D-S	17	12.7

*Note6: For the package series B, the fix card is fixed by customer self. For the detailed information of fix card of

A, C, D package series, please refers the following graphs.

The Direction of Fix Card:



Nomenclature:

OSMPTP—□ □ □ □ □ □ □
 A B C D E F G

A	Data Rate	7=1.25G							
B	Wavelength	1=1270~1620nm							
C	Voltage	3=3.3V							
D	Pin Type	0= pin-A			D= pin-D				
E	Package Series	A	B	C	D	E			
F	Connector	F=FC/PC		S=SC/PC		T=ST/PC		SA=SC/APC	
		FA=FC/APC			L=LC/PC			Blank=None	
G	Fiber Type	Blank=SM				M=MM			

Precaution:

- (1) The modules should be handled in the same manner as ordinary semiconductor devices to prevent the electro-static damages. For safe keeping and carrying, the modules should be packaged with ESD proof material. To assemble the modules on PCB, the workbench, the soldering iron and the human body should be grounded.
- (2) Please pay special attention to the atmosphere condition because the dew on the module may cause some electrical damages.
- (3) Under such a strong vibration environment as in automobile, the performance and reliability are not guaranteed.

Notice:

OSM reserves the right to make changes or discontinue any product or service identified in this publication, without notice, in order to improve design and/or performance. Applications that are described herein for any of the products are for illustrative purposes only. OSM makes no representation or warranty that such applications will be suitable for the specified use without further testing or modification.